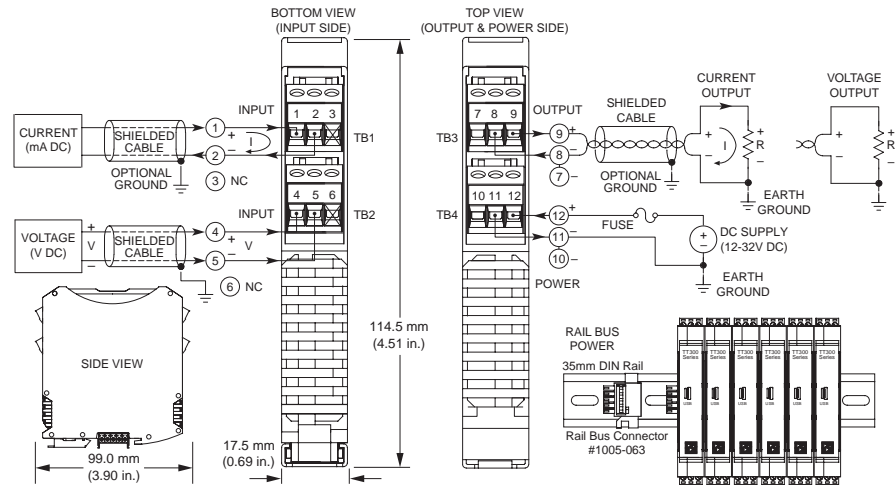


# Transmitters: TT330 Series

## TT336 Current/millivolt input four-wire transmitter



Multi-range  $\pm 20\text{mA}$  or  $\pm 500\text{mV}$  input ◆ Universal current/voltage output ◆ 12-32V DC local/bus power

### Description

The TT336 model is a space-saving four-wire transmitter that isolates and converts a DC current or low voltage input to a proportional control signal. DC current and voltage output are both supported on a single model. An optional DIN rail bus can deliver primary or redundant power to multiple units without wiring.

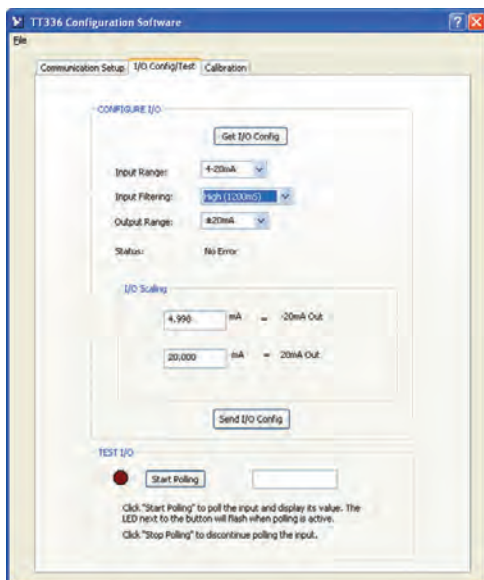
High-voltage isolation separates the input from the output circuit. Isolation protects from surges, reduces noise, and eliminates ground loop errors.

Setup and calibration are fast and easy with a convenient USB connection to your PC and Acromag's Windows configuration software.

Advanced signal processing capabilities, variable range input, and convenient USB programming make this instrument a very versatile temperature measurement device. These transmitters can withstand harsh industrial environments and operate reliably across a wide temperature range with very low drift. They feature RFI, EMI, ESD, EFT, and surge protection plus low radiated emissions.

### Key Features & Benefits

- Easy setup and digital calibration via USB with Windows configuration software
- Single unit supports unipolar and bipolar input ranges up to  $\pm 20\text{mA}$  or  $\pm 500\text{mV}$  DC
- Compatible with 0-20A AC sensor input
- Universal output connections support ranges up to  $\pm 21\text{mA}$  or  $\pm 10.5\text{V}$  DC without rewiring
- Space-saving 17.5mm (0.7 inch) unit with pluggable terminals for convenient wiring
- High accuracy, linearity, stability, and reliability
- User-selectable filtering (none, low, med., high)
- Adjustable response times (10ms to 1200ms)
- Supports reverse-acting (inverse) output
- Bus power, local power, or both
- Redundant power ready (rail/local)
- 1500V input isolation, 3-way (power, input, output)
- Shock (50g) and vibration (5g) resistant
- Mounts on Type T DIN-rail
- Wide ambient operation ( $-40$  to  $80^\circ\text{C}$ )
- CE compliant. UL/cUL Class 1 Div 2 Zone 2 approvals



TT330 Series Transmitter Configuration Software is downloadable (FREE) from [www.acromag.com](http://www.acromag.com).

Windows® XP, Vista, 7, and 8

The Agility™ Config Tool is downloadable (FREE) at the [Google Play Store](https://play.google.com/store/apps/details?id=com.acromag.agility). For Android Devices only

TT336 Model software allows you to configure transmitters offline, save the file, and download into units later, at your convenience.

Tel 248-295-0880 ■ Fax 248-624-9234 ■ [sales@acromag.com](mailto:sales@acromag.com) ■ [www.acromag.com](http://www.acromag.com) ■ 30765 Wixom Rd, Wixom, MI 48393 USA

# Transmitters: TT330 Series

## TT336 Current/millivolt input four-wire transmitter

### Performance Specifications

**IMPORTANT:** To prevent damage or errors from grounded PCs and surges, Acromag strongly recommends use of their USB-ISOLATOR when configuring a TT330 Series transmitter.

#### ■ USB Interface

##### USB Connector

USB Mini-B type socket, 5-pin.

##### USB Data Rate

12Mbps. USB v1.1 and 2.0 compatible.

##### USB Transient Protection

Transient voltage suppression on power and data lines.

##### USB Cable Length

5.0 meters maximum.

##### Driver

Not required. Uses built-in Human Interface Device (HID) USB drivers of the Windows operating system.

#### ■ Input

##### Default Configuration/Calibration

Input: 4 to 20mA, medium filter.

Output: 4 to 20mA.

##### Input Ranges and Accuracy

Range	Accuracy
±500mV	±0.05% of span
0 to 500mV	±0.05% of span
±20mA	±0.05% of span
0 to 20mA	±0.05% of span
4 to 20mA	±0.05% of span
0 to 11.17mA (for AC sensor)	±0.05% of span
±1mA	±0.05% of span

Error includes the effects of repeatability, terminal point conformity, and linearization.

##### Ambient Temperature Effect

Better than ±80ppm/°C (±0.008%/°C).

##### Zero Scaling Adjust

0 to 95% of range, typical.

##### Full Scale Adjust

5 to 100% of full scale range, typical.

##### Input Over-Voltage Protection

Bipolar Transient Voltage Suppressers (TVS), 5.6V clamp level typical.

##### Input Resolution

Bipolar input: 1 part in 50000 (±25000)

Unipolar input: 1 part in 25000

##### Input Impedance

Current input: 24.9 ohms.

Voltage input: 15M ohms

##### Input Filter

Selectable digital filtering settings (none, low, medium, and high).

##### Noise Rejection

Normal mode @ 60Hz:

>4dB (no filter), >80dB (high filter)

Common mode @ 60Hz:

>90dB (no filter), >120dB (high filter)

#### ■ Output

##### Output Range

Range	Over-Range	Resolution
±10V	±10.5V	1 part in 62415
±5V	±5V	1 part in 31208
0 to 10V	-0.5527 to +10.5V	1 part in 59240
0 to 5V	-0.27634 to +5.25V	1 part in 60262
±20mA	±21mA	1 part in 62259
0 to 20mA	-1.1054 to 21mA	1 part in 59596
4 to 20mA	-1.1054 to 21mA	1 part in 46877

##### Output Load

Voltage output: 1K ohms minimum.

Current output: 0-550 ohms.

##### Output Response Time (for step input change)

	Time to reach 98% of final output value (typical)	
	TB1 (±20mA)	TB2 (±500mV)
No filter	10 milliseconds	15 milliseconds
Low filter	34 milliseconds	45 milliseconds
Medium filter	136 milliseconds	120 milliseconds
High filter	1168 milliseconds	1072 milliseconds

##### Output Ripple

Less than ±0.1% of output span.

##### Output Ambient Temperature Drift

Better than ±80ppm/°C (±0.0080%/°C).

#### ■ Environmental

##### Operating temperature

-40 to 80°C (-40° to 176°F).

##### Storage temperature

-40 to 85°C (-40 to 185°F).

##### Relative humidity

5 to 95% non-condensing.

##### Power Requirement

12-32V DC SELV (Safety Extra Low Voltage), 24mA max.

##### Isolation

1500V AC peak. 250V AC (354V DC) continuous isolation between input, output, and power (3-way).

##### Shock and Vibration Immunity

Vibration: 5g, per IEC 60068-2-64.

Shock: 50g, per IEC 60068-2-27

##### Approvals

CE compliant. UL/cUL listing.

Designed for Class I; Division 2; Groups ABCD; Zone 2.

##### Electromagnetic Compatibility (EMC) Compliance

Radiated Emissions: BS EN 61000-6-4, CISPR 16.

RFI: BS EN 61000-6-2, IEC 61000-4-3.

Conducted RFI: BS EN 61000-6-2, IEC 61000-4-6.

ESD: BS EN 61000-6-2, IEC 61000-4-2.

EFT: BS EN 61000-6-2, IEC 61000-4-4.

Surge Immunity: BS EN 61000-6-2, IEC 61000-4-5.

#### ■ Physical

##### General

General-purpose enclosure designed for mounting on 35mm "T-type" DIN rail.

##### Case Material

Self-extinguishing polyamide, UL94 V-0 rated, color light gray. General-purpose NEMA Type 1 enclosure.

##### I/O Connectors

Removable plug-in terminal blocks rated for 12A/250V; AWG #26-12, stranded or solid copper wire.

##### Dimensions

17.5 x 114.5 x 99.0 mm (0.7 x 4.51 x 3.90 inches).

##### Shipping Weight

0.22 kg (0.5 pounds) packed.

### Ordering Information

#### Models

TT336-0700

Four-wire transmitter, current/millivolt input.

#### Services

##### TT330-Config/Cal

Factory custom configuration/calibration service. Specify input type, input/output zero and full-scale values, filtering, and sensor fault settings on order.

#### Software

TTC-SIP (*recommend one kit per customer*)

Software Interface Package for Acromag TT Series transmitters. Includes configuration software CD-ROM (5040-944), isolator (USB-ISOLATOR) and two USB cables (4001-112, 4001-113).

#### Accessories

See [www.acromag.com](http://www.acromag.com) for more information.

##### USB-ISOLATOR

USB-to-USB isolator, includes USB cable (4001-112).

##### TTBUS-KIT

DIN rail bus power connector and left/right terminal blocks. One kit supports multiple transmitters.

##### 5020-350

AC current sensor (toroidal transformer); converts 0-20A AC to 0-11.17mA DC.

ISO9001  
AS9100   
MADE IN USA

**Acromag**   
THE LEADER IN INDUSTRIAL I/O

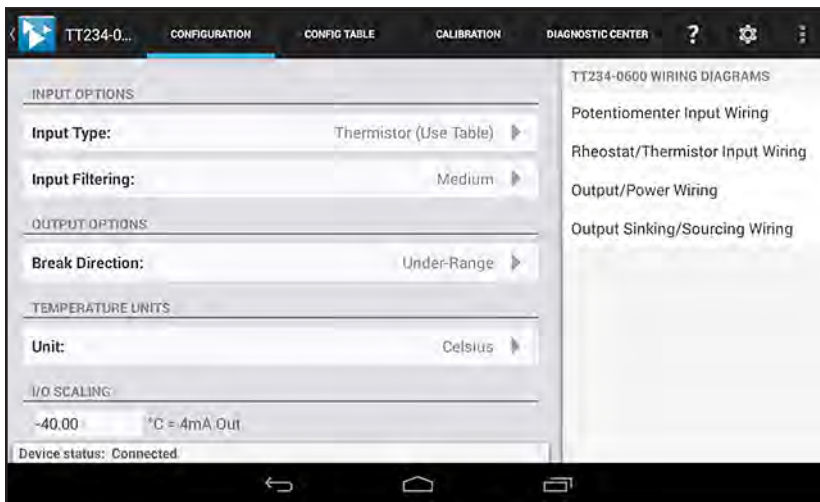
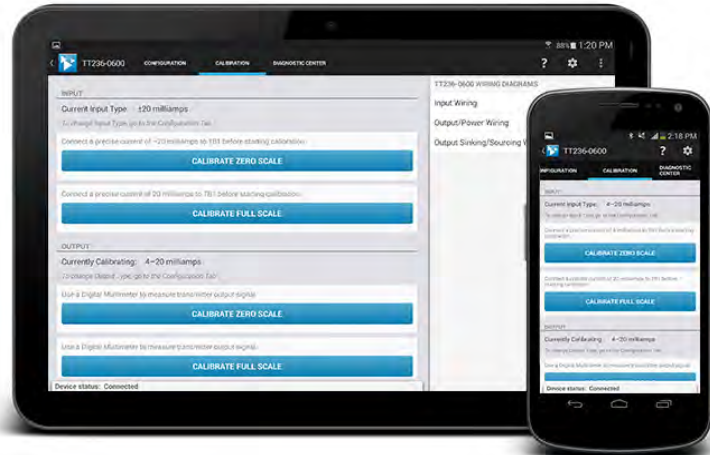
Tel 248-295-0880 ■ Fax 248-624-9234 ■ [sales@acromag.com](mailto:sales@acromag.com) ■ [www.acromag.com](http://www.acromag.com) ■ 30765 Wixom Rd, Wixom, MI 48393 USA

# Transmitters: TT Series

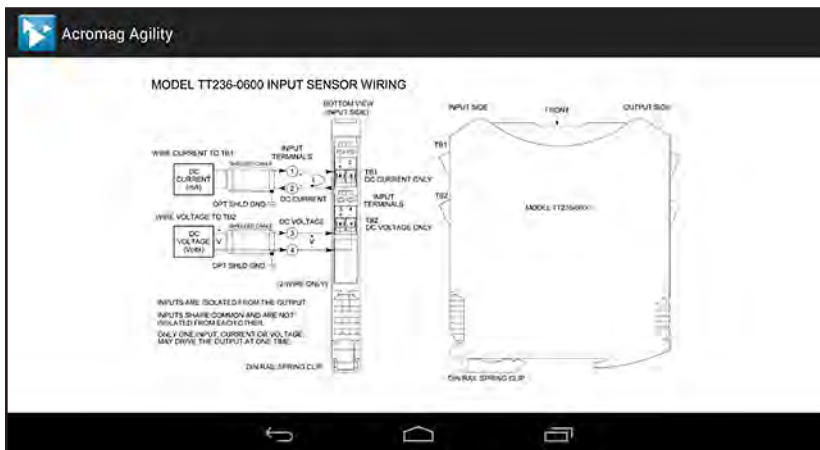
## Acromag Agility™ Config Tool Mobile Application

The Agility™ Config Tool is a mobile application that allows easy setup and configuration of Acromag TT Series transmitters via a tethered mobile device.

This free app is available for Android devices at the Google Play store at [Acromag Agility™ Config Tool](#).



With a couple of taps, quickly configure input, output, unit and scaling options.



Quick and easy access to the wiring diagram, even offline without internet access.

### Key Features & Benefits

- Connects to Acromag TT Series transmitters (except models TT231 and TT233)
- Requires the use of USB OTG Cable (Acromag part #: 5028-565) and USB A to Mini B Cable (Acromag part #: 4001-113)
- Configures and calibrates TT Series products via phone or tablet running Android 4.0 ICS (Ice Cream Sandwich) or later.
- View wiring diagrams, even without an internet connection
- Perform quick and easy field diagnostics and troubleshooting
- Ideal for field technicians



**Acromag**  THE LEADER IN INDUSTRIAL I/O®

Tel 248-295-0880 ■ Fax 248-624-9234 ■ sales@acromag.com ■ www.acromag.com ■ 30765 Wixom Rd, Wixom, MI 48393 USA